



## 2024 Baseball BC Provincial ID Camp



Name:	{redacted}
-------	------------

Report created by: Zachary Besler

Vision assessment conducted by: Lizelle van Heerden c/o BLINK NeuroVision

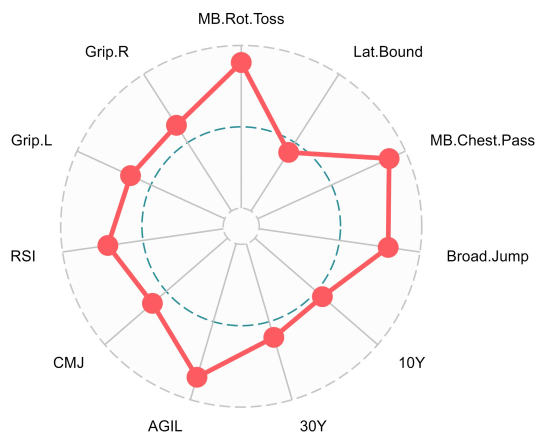
Contact: zach.besler@outlook.com | lizelle@blinkneurovision.com

Team:	{redacted}			Grad Year:	2025
Throws:	R	Hits:	R	Pos:	Pitcher

### Athleticism

Lateral bound (throwing side) (cm)	Seated chest pass (cm)	Grip Strength (N)		Rotational toss (hitting side) (cm)		
220	683	L	R	1219.2		
		574	641			
Isometric Mid-Thigh Pull	Jump Ability			Sprints (s)	Agility (s)	
Absolute Force (N)	Broad Jump (cm)	CMJ (cm)	RSI (Hop Test)	10-yard	30-yard	5-10-5
Relative Force (N/kg)						
DNT	282	51.4	1.57	1.664	3.920	4.575
DNT						

### Radar Plot





## 2024 Baseball BC Provincial ID Camp




Name:	{redacted}
-------	------------

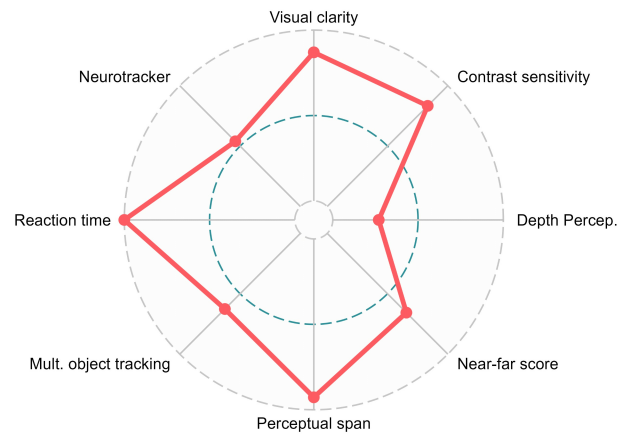
Report created by: *Zachary Besler*

Vision assessment conducted by: *Lizelle van Heerden c/o BLINK NeuroVision*

Contact: zach.besler@outlook.com | lizelle@blinkneurovision.com



### Radar Plot



## 2024 Baseball BC Provincial ID Camp



Name:	{redacted}
-------	------------



Report created by: *Zachary Besler*

Trackman data provided by: *PBR*

Trackman Pitching Metrics						
Pitch Type	Velocity Profile		Movement Profile		Average Total Spin (rpm)	Zone %
	Max (mph)	Range (mph)	Average VB (in)	Average HB (in)		
Fastball	90.0	86-89	13.6	12.9	2258	42.0
Changeup		79-82	7.3	5.2	1878	25.0
Slider		76-77	-1.6	-11.9	2167	50.0